

2022



# Education in Nagasaki Prefecture



Local Materials Center opened in March 2022

## Nagasaki Prefecture Educational Policy

Nagasaki prefecture's educational policy encourages the nurturing of well-rounded individuals that possess public spirit, and contribute to peace and development within Japan and around the world. The history of international exchange is still alive, and Nagasaki's educational policy proposes that we value the inheritance of the traditions and cultures of our birthplace, protect the surrounding nature, and value the preciousness of life and personal dignity.

In order to establish “Nagasaki: The Prefecture of Education,”, schools, families and citizens in Nagasaki should become aware of their individual roles and responsibilities, and offer each other a helping hand. The citizens of the prefecture should raise their children in good health, and continue learning throughout the course of their lifetime. This is the vision of our society that we now wish to realize.

In particular, while providing our children with deep affection, people involved in education should be conscious of their mission, and strengthen their understanding and leadership abilities in order to fulfill the educational policy in our prefecture.



## Nagasaki Prefectural Board of Education

3-1, onoue-machi, Nagasaki-city, Japan, 850-8570

TEL 095-824-1111

URL : <http://www.pref.nagasaki.lg.jp/edu/>

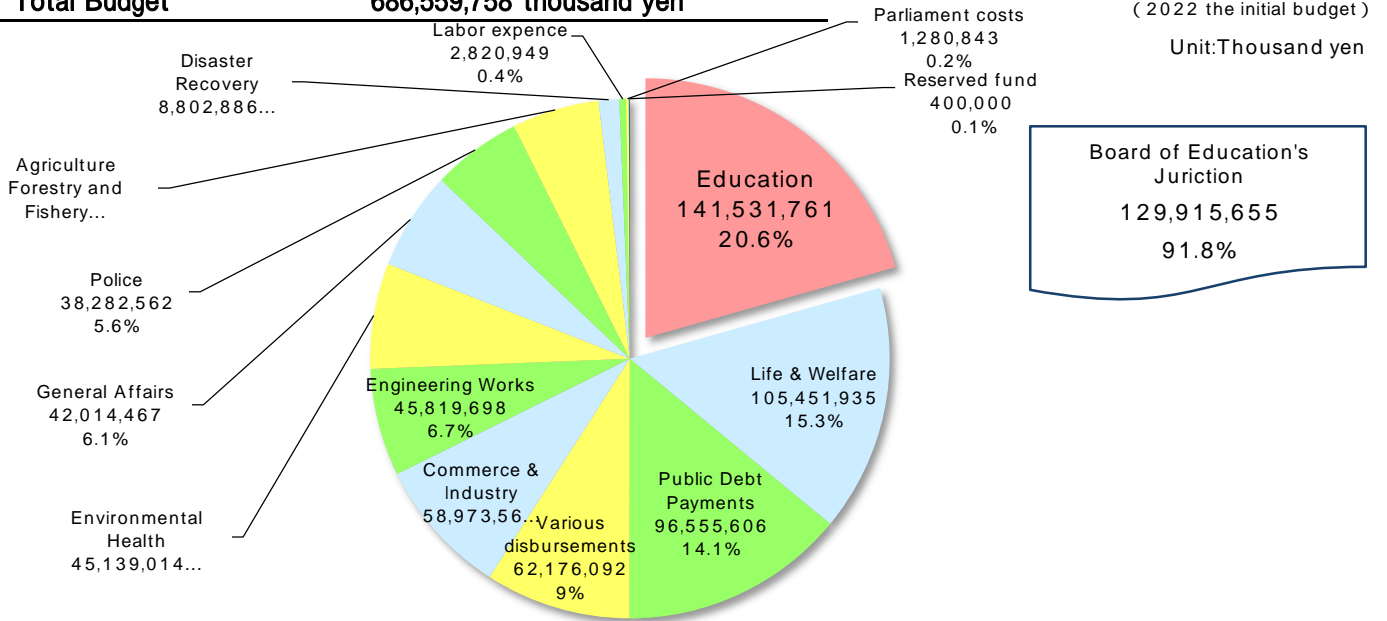
### Outline of Nagasaki Prefecture

Area	4,130.99 km <sup>2</sup> (July 1, 2022)
Population	1,284,787 (April 1, 2022)
Municipalities	13 cities 8 towns (April 1, 2022)

# Educational Finance

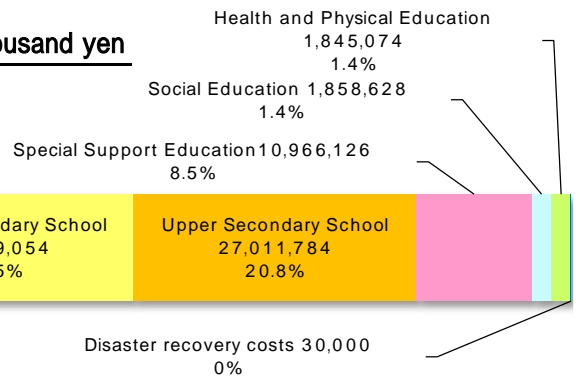
## Prefectural Budget and Educational Expenditures

**Total Budget 686,559,758 thousand yen**



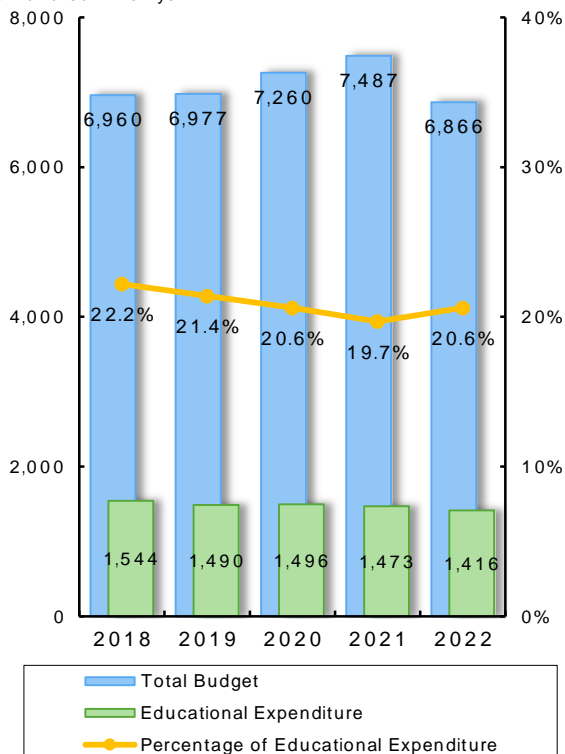
**Total Board of Education budget 129,945,655 thousand yen**

Educational expenses	129,915,655
Disaster recovery costs	30,000
<b>Total</b>	<b>129,945,655</b>



## Prefectural Expenditure on Education

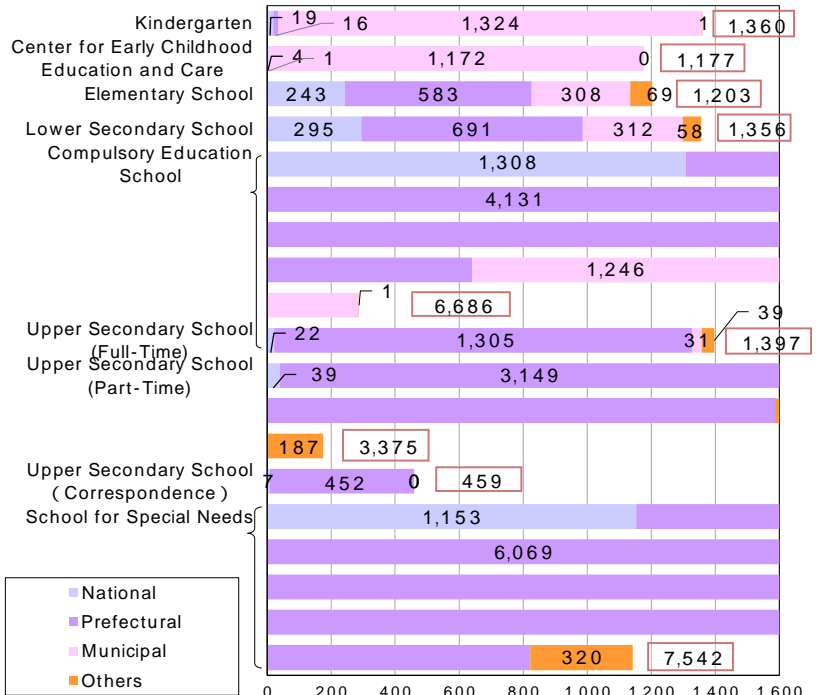
Unit: hundred million yen



## Educational Expenditure Per Student

Unit: Thousand yen

Display with (1) in case of less than one thousand yen and Adjust in the total sum.  
Display in units of one thousand yen in case of one thousand yen and over.  
Figures are rounded to the nearest unit. 1 5 8 4 1 1 5 8 4



# General Survey of Schools • School Education

(May 1, 2022)

Type of Schools		Schools			Classes	Pupils / Students			Teacher			Staff	
		Principal	Branch	Total		Male	Female	Total	Male	Female	Total		
Kindergarten	National	1		1	4	51	43	94	1	6	7	1	
	Public	21		21	47	205	190	395	5	58	63	6	
	Private	79		79	379	3,398	3,344	6,742	62	780	842	234	
	<b>Total</b>	<b>101</b>		<b>101</b>	<b>430</b>	<b>3,654</b>	<b>3,577</b>	<b>7,231</b>	<b>68</b>	<b>844</b>	<b>912</b>	<b>241</b>	
Elementary School	National	1		1	21	282	282	564	21	9	30	11	
	Public	305	8	313	3,493	34,136	32,451	66,587	2,149	3,115	5,264	609	
	Private	6		6	41	383	407	790	33	43	76	13	
	<b>Total</b>	<b>312</b>	<b>8</b>	<b>320</b>	<b>3,555</b>	<b>34,801</b>	<b>33,140</b>	<b>67,941</b>	<b>2,203</b>	<b>3,167</b>	<b>5,370</b>	<b>633</b>	
Lower Secondary School	National	1		1	12	214	212	426	14	12	26	2	
	Prefectural	3		3	27	540	538	1,078	31	31	62	3	
	Municipal	162	2	164	1,402	16,477	15,581	32,058	1,503	1,472	2,975	298	
	Private	16		16	68	976	850	1,826	98	64	162	22	
	<b>Total</b>	<b>182</b>	<b>2</b>	<b>184</b>	<b>1,509</b>	<b>18,207</b>	<b>17,181</b>	<b>35,388</b>	<b>1,646</b>	<b>1,579</b>	<b>3,225</b>	<b>325</b>	
Compulsory Education School	Municipal	2		2	11	26	21	47	14	11	25	8	
Upper Secondary School	Full-Time	Prefectural	54		54	678	11,426	9,743	21,169	1,366	682	2,048	398
		Municipal	1		1	18	112	598	710	57	27	84	10
		Private	22		22	-	5,356	5,956	11,312	545	271	816	244
		<b>Total</b>	<b>77</b>		<b>77</b>	<b>696</b>	<b>16,894</b>	<b>16,297</b>	<b>33,191</b>	<b>1,968</b>	<b>980</b>	<b>2,948</b>	<b>652</b>
	Part-Time	Prefectural	2(6)		2(6)	56	363	181	544	110	49	159	28
		<b>Total</b>	<b>2(6)</b>		<b>2(6)</b>	<b>56</b>	<b>363</b>	<b>181</b>	<b>544</b>	<b>110</b>	<b>49</b>	<b>159</b>	<b>28</b>
	Correspondence	Prefectural	(2)		(2)	-	485	542	1,027	24	13	37	4
		Private	1		1	-	219	326	545	13	6	19	6
<b>Total</b>		<b>1(2)</b>		<b>1(2)</b>	<b>-</b>	<b>704</b>	<b>868</b>	<b>1,572</b>	<b>37</b>	<b>19</b>	<b>56</b>	<b>10</b>	
<b>Total</b>	<b>80(8)</b>		<b>80(8)</b>	<b>-</b>	<b>17,961</b>	<b>17,346</b>	<b>35,307</b>	<b>2,115</b>	<b>1,048</b>	<b>3,163</b>	<b>690</b>		
School for Special Needs	Blind	Prefectural	1		1	9	9	5	14	18	15	33	17
	Deaf	Prefectural	1		1	27	26	25	51	24	44	68	20
	Handicapped	National	1		1	-	33	22	55	14	13	27	4
		Prefectural	11	4	15	405	1,051	569	1,620	368	623	991	134
	<b>Total</b>	<b>14</b>	<b>4</b>	<b>18</b>	<b>441</b>	<b>1,119</b>	<b>621</b>	<b>1,740</b>	<b>424</b>	<b>695</b>	<b>1,119</b>	<b>175</b>	
University	National	1		1	-	5,604	3,552	9,156	862	279	1,141	1,996	
	Prefectural	1		1	-	1,601	1,509	3,110	112	45	157	52	
	Private	6		6	-	2,623	4,052	6,675	247	153	400	240	
	<b>Total</b>	<b>8</b>		<b>8</b>	<b>-</b>	<b>9,828</b>	<b>9,113</b>	<b>18,941</b>	<b>1,221</b>	<b>477</b>	<b>1,698</b>	<b>2,288</b>	
Junior College	Private	2		2	-	74	618	692	24	33	57	32	
Technical College	National	1		1	-	704	202	906	55	7	62	-	

注 1) ( ) shows additional schools which fit the criteria but are included elsewhere.

2) Schools approved to set up but without students are not included (except for kindergarten).

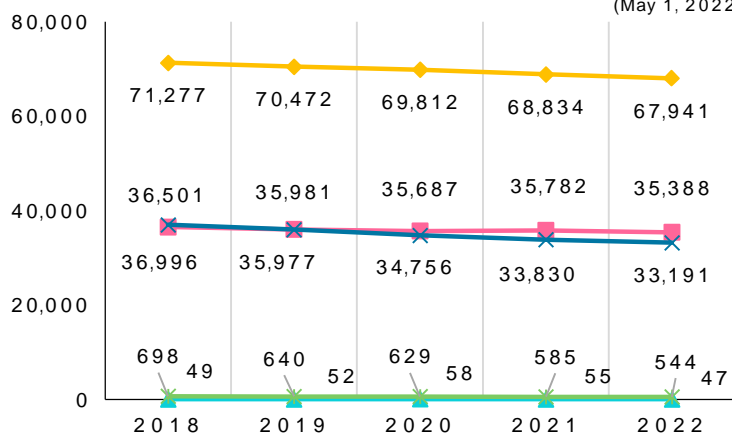
3) 「 - 」 is not subject to school basic survey.

[ School Basic Survey ]

## Changes in the Number of Students

(person) (National · Public · Private)

(May 1, 2022)

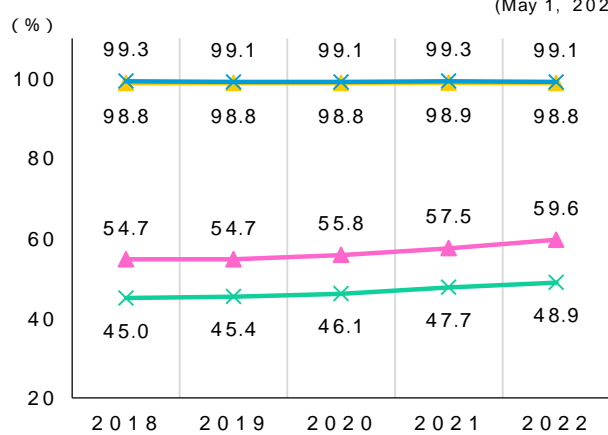


- Elementary School
- Lower Secondary School
- Compulsory Education School
- Upper Secondary School (Full-Time)
- Upper Secondary School (Part-Time)

## Changes of Enrollment Rate

(National · Public · Private)

(May 1, 2022)



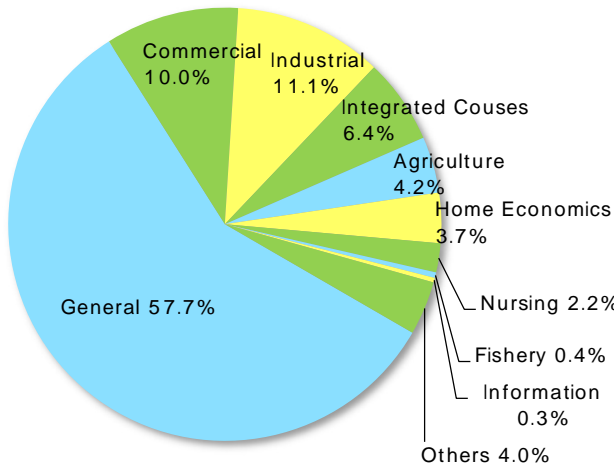
- Lower Secondary School Going on to Upper Secondary (National)
- Lower Secondary School Going on to Upper Secondary (Prefectural)
- Upper Secondary School Going on to Higher Education (National)
- Upper Secondary School Going on to Higher Education (Prefectural)



## Distribution of Upper Secondary School Students (Public·Private Upper Secondary School)

Full-Time  
33,191 people

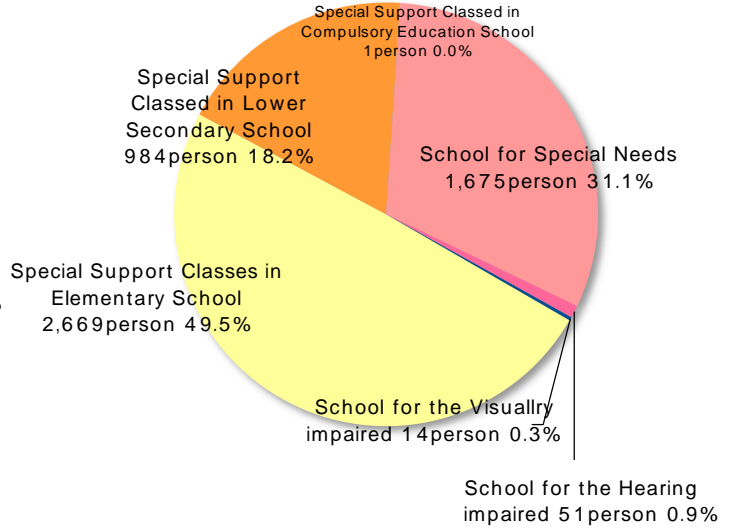
(May 1, 2022)  
[ School Basic Survey ]



## Number of Handicapped Students (National·Public)

Total  
5,394 people

(May 1, 2022)  
[ School Basic Survey ]



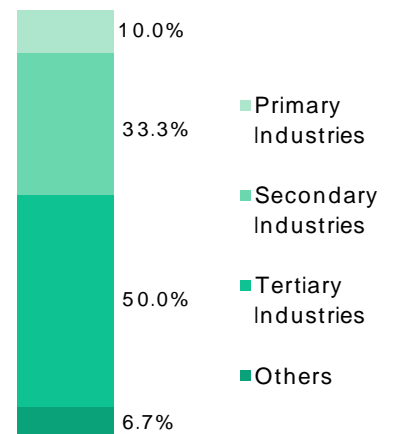
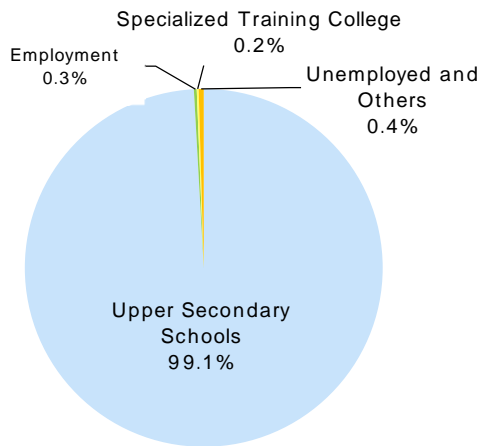
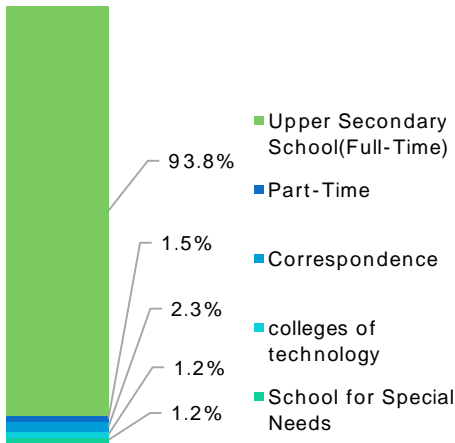
## Destinations of Graduates (National·Public·Private)

(May 1, 2022)  
[ School Basic Survey ]

Upper Secondary Schools  
11,822 people

Lower Secondary School  
11,925 people

Employment  
30 people



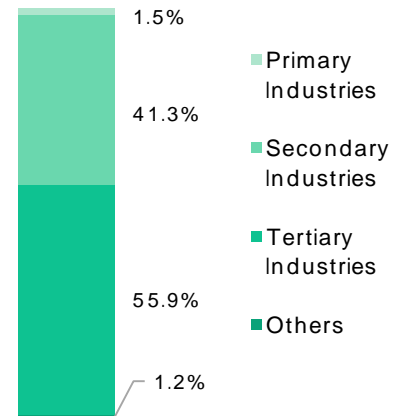
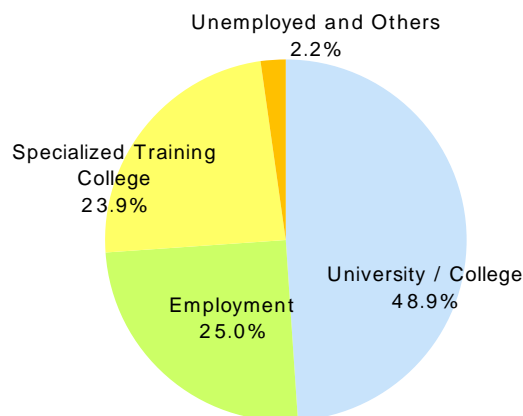
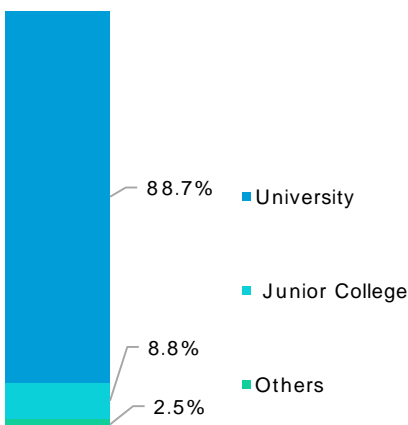
Those Entering Employment are included in "Upper Secondary Schools" in the graph of "Destinations of Lower Secondary School graduates". Including Compulsory education school graduates.

Those Entering Employment are included in both "Upper Secondary Schools" and "Employment". Only those who have been employed for at least one year and are equivalent to full-time employees are included in the "Employment" category.

Higher Education  
5,521 people

Upper Secondary School  
11,283 people

Employment  
2,818 people



Those Entering Employment are included in "University/College" in the graph of "Destinations of Upper Secondary School graduates".

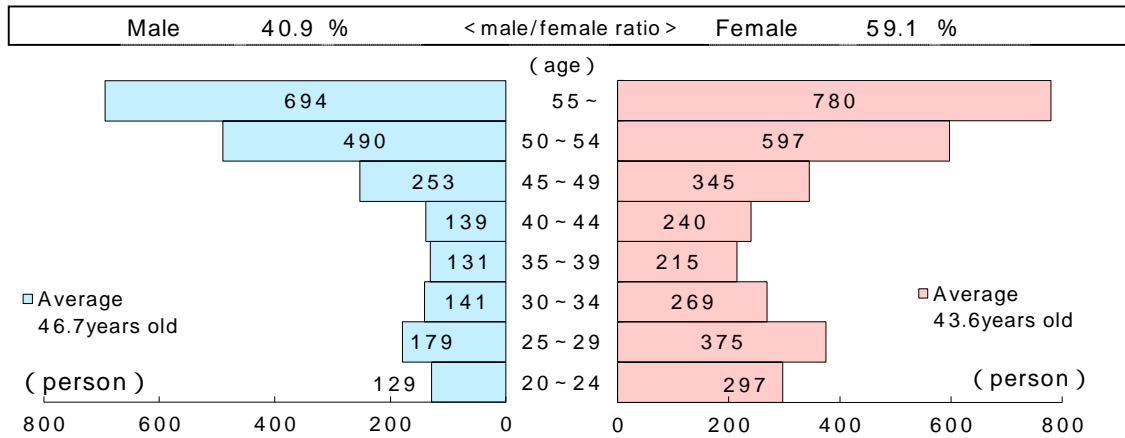
Those Entering Employment are included in both "Higher Education" and "Employment". Only those who have been employed for at least one year and are equivalent to full-time employees are included in the "Employment" category.



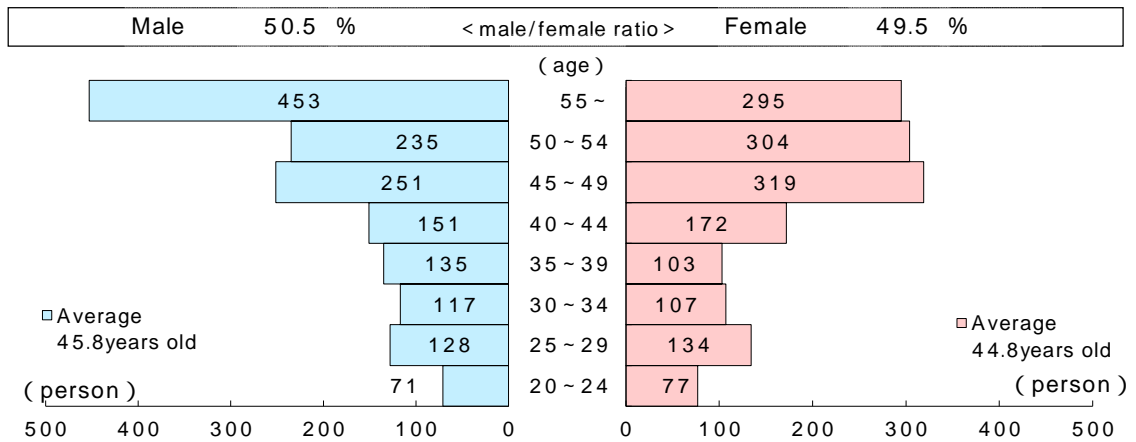
# Number of Teachers , by Age

(May 1, 2022)

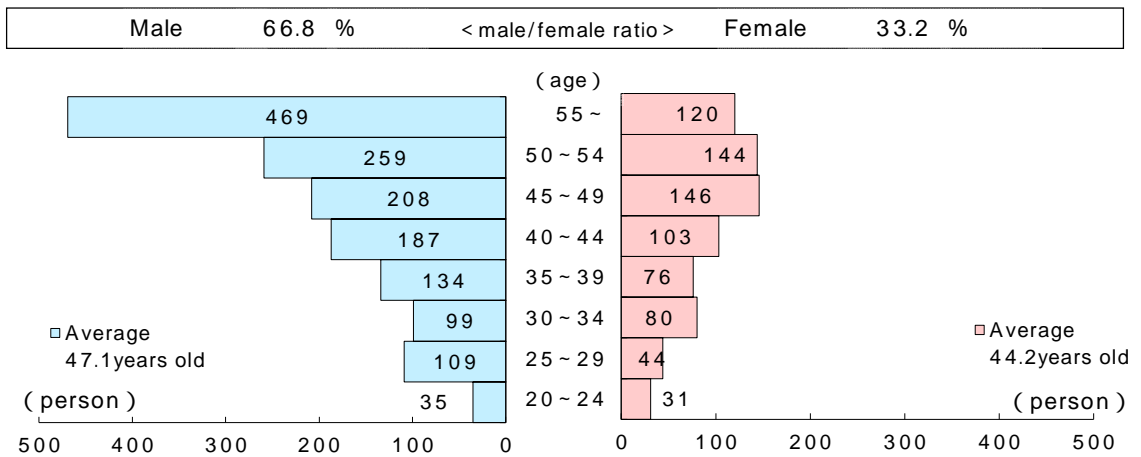
## Elementary School



## Lower Secondary School



## Upper Secondary School ( Prefectural )

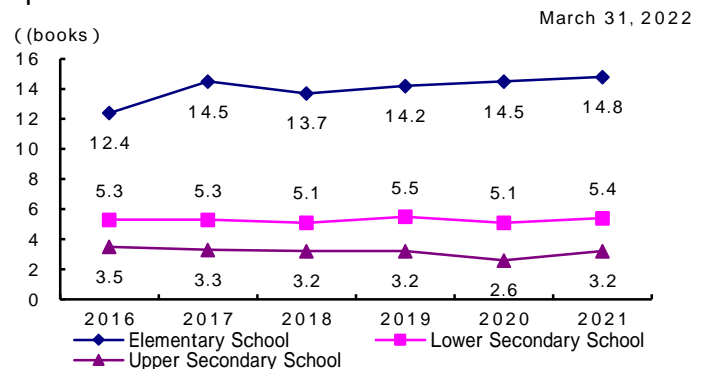


## Percentage of Children who did not read any Books in one Month(Public)

		March 31, 2022				
		2017	2018	2019	2020	2021
Elementary School	Prefectural	0.3%	0.1%	0.2%	0.2%	0.2%
	National	5.6%	8.1%	6.8%	-	5.5%
Lower Secondary School	Prefectural	0.5%	0.1%	1.0%	0.5%	1.7%
	National	15.0%	15.3%	12.5%	-	10.1%
Upper Secondary School	Prefectural	11.9%	11.9%	12.3%	12.6%	11.4%
	National	50.4%	55.8%	55.3%	-	49.8%

No national survey in 2020

## Average Number of Books Read by Children per Month



# Physical Characteristics and Ability of Students(Public)

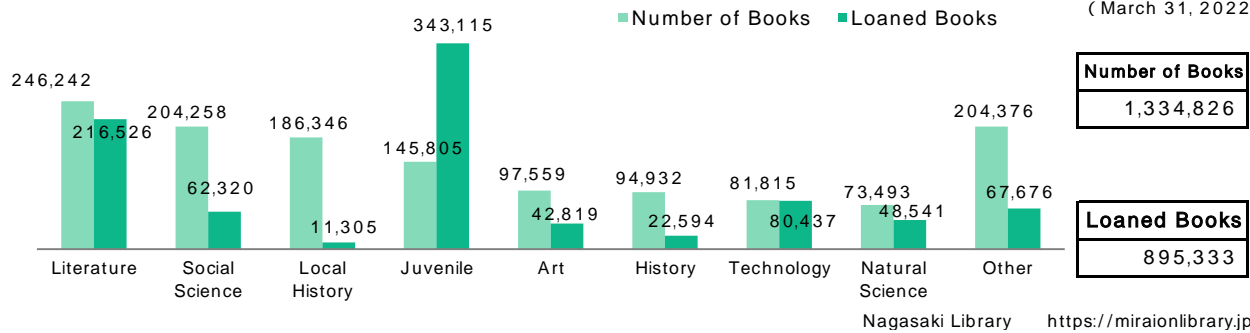
Above Prefectural and National

category	physical	sex	National	Prefectural	sex	National	Prefectural
Elementary School ( 5th grade )	Height ( cm )	Male	139.30	139.00	Female	140.90	140.50
	Weight ( kg )		35.10	34.80		35.00	34.90
	Grip Strength ( kg )		16.22	15.90		16.09	15.71
	Sit-Ups ( times )		18.90	18.03		18.08	17.05
	Sitting Front Stretch ( cm )		33.48	31.18		37.90	35.01
	Side Step ( point )		40.35	39.52		38.72	37.77
	20m Shuttle Run ( times )		46.83	47.58		38.15	39.17
	50m run ( second )		9.45	9.44		9.64	9.67
	Forward Jump ( cm )		151.41	151.06		145.18	144.19
	Softball Throw ( m )		20.58	21.77		13.30	13.87
Lower Secondary School ( 2th grade )	Height ( cm )	Male	160.60	159.60	Female	155.00	154.40
	Weight ( kg )		50.00	49.00		47.60	47.30
	Grip Strength ( kg )		28.80	28.73		23.43	23.50
	Sit-Ups ( times )		25.99	26.27		22.32	22.85
	Sitting Front Stretch ( cm )		43.67	42.17		46.20	43.82
	Side Step ( point )		51.19	51.94		46.25	46.94
	Long Distance Running(second)		406.38	391.02		297.62	286.54
	20m Shuttle Run ( times )		79.88	87.72		54.24	61.15
	50m run ( second )		8.01	8.10		8.88	8.91
	Forward Jump ( cm )		196.36	197.30		168.15	170.24
	Handball Throw ( m )		20.31	20.00		12.72	12.87
Upper Secondary School ( 2th grade )	Height ( cm )	Male	169.80	169.80	Female	157.70	157.60
	Weight ( kg )		60.50	62.50		52.30	52.80
	Grip Strength ( kg )		39.37	39.47		26.56	26.42
	Sit-Ups ( times )		29.86	31.20		24.15	24.94
	Sitting Front Stretch ( cm )		49.56	49.09		49.62	48.34
	Side Step ( point )		57.01	57.74		48.74	48.69
	Long Distance Running(second)		363.66	365.23		293.07	286.02
	20m Shuttle Run ( times )		88.50	98.21		52.60	59.36
	50m run ( second )		7.27	7.38		8.76	8.89
	Forward Jump ( cm )		223.59	224.82		173.36	174.60
	Handball Throw ( m )		25.01	24.74		14.35	14.03

# Social Education The Development of An Internationally-Oriented and Information-Intensive Society

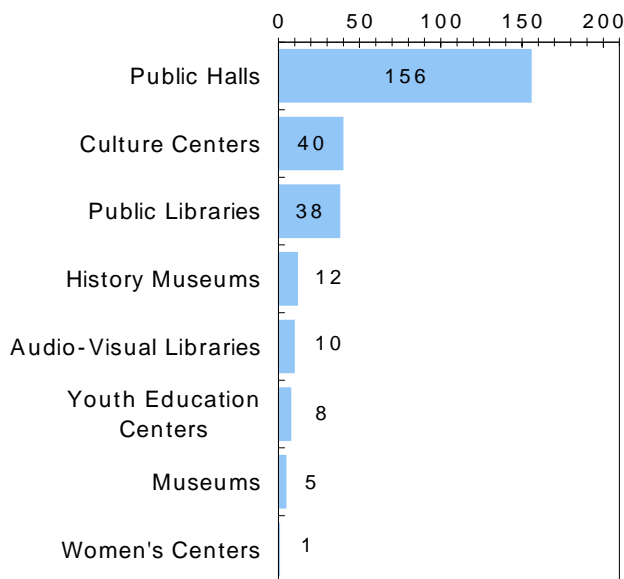
## Total Numbers of Volumes and Loan Statistics in The Prefectural Library

( March 31, 2022 )



## Facilities for Social Education

( March 31, 2022 )



## Number of Designated Cultural Properties

(September 1, 2022 )

Category	Facilities
<b>National Specified</b>	
National Treasures	3
Important Cultural Properties ( Structure )	68
Important Intangible Folk Relics	8
Special Historic Places	2
Historic Places	30
Special Scenic Spots	1
Scenic Spots	6
Natural Monuments	35
<b>Subtotal</b>	<b>153</b>
<b>National Selected</b>	
Important Preservation Districts for Historic Groups of Buildings	4
Important cultural landscapes	7
<b>Subtotal</b>	<b>11</b>
<b>National registered</b>	
Tangible Cultural Properties	130
Monuments	3
<b>Subtotal</b>	<b>133</b>
<b>National Designated</b>	
Important Objects of Arts	4
<b>Subtotal</b>	<b>4</b>
<b>Prefectural Specified</b>	
Tangible Cultural Properties	157
Intangible Cultural Properties	5
Tangible Folk Relics	10
Intangible Folk Relics	22
Historic Places	94
Scenic Spots	1
Natural Monuments	105
<b>Subtotal</b>	<b>394</b>
<b>Total</b>	<b>695</b>

## Life long Learning Courses for the Residents

( March 31, 2022 )

Course	Classes	Students (annual)
1 Learn About " My Hometown, Nagasaki! "	303	37,901
2 Know About " Society and Economy! "	284	21,243
3 Know About " Nature and Science! "	155	50,406
4 Learn " Wisdom of Family Life! "	243	2,274
5 Learn About " Raising Children! "	66	288
6 Get Familiar With " Art and Culture(Appreciation)! "	163	141,515
7 Get Familiar With " Art and Culture(Learning)! "	259	5,434
8 Learn " Expertise! "	180	8,253
9 Enjoy " Sports and Experience-based Learning Activities! "	213	6,136
10 Work On " Health Promotion! "	206	3,221
11 Learn About " Information Systems! "	56	846
12 Learn " A Foreign Language and Foreign Culture! "	66	7,803
13 Get Concerned With " Volunteer Activities! "	7	41
<b>Total</b>	<b>2,201</b>	<b>285,361</b>



## School Trips Overseas in Prefectural Schools

(September 1, 2022)

year	Destination / Schools			
	Korea	China	Singapore · Malaysia	Vietnam
1986 ~ 2016	total 123	total 172	8	12
2018	1	0	2	4
2019	1	0	3	4
2020	0	0	0	0
2021	0	0	0	0
2022	0	0	0	0



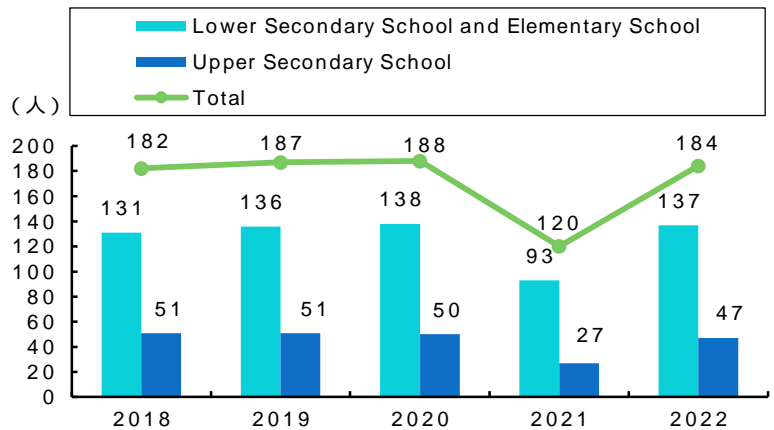
## Number of Teachers Sent Overseas

(2022)

Purpose of Mission	Number of Teachers	Destination
Japanese School Abroad	17	Europe · Asia · Others
Dispatch of Japanese Teachers	0	
Total	17	

## Yearly Trend in The Number of Assistant Language Teachers

September 1, 2022



## Students per Computer, School Online (Public)

(March 1, 2022)

### Students Per Computer

Unit : person

	Prefectural	National
Elementary School	0.9	0.9
Lower Secondary School	0.8	0.8
Compulsory Education School	0.6	0.8
Upper Secondary School	0.7	1.4
School For Special Needs	0.7	0.8
Average	0.8	0.9

### Percentage of Installation of LAN In classroom

	Prefectural	National
Elementary School	96.1 %	98.4 %
Lower Secondary School	96.1 %	97.9 %
Compulsory Education School	100 %	98.8 %
Upper Secondary School	100 %	99.3 %
School For Special Needs	100 %	98.4 %
Average	96.9 %	98.4 %

